

**ASSOCIATED STUDENTS OF
MICHIGAN STATE UNIVERSITY
GENERAL ASSEMBLY**

FIFTY-FIFTH SESSION

BILL NO. 55-23

INTRODUCED BY: She

SECONDED BY: Sitar

A BILL TO: Advocate Non-Citizenship Voting in East Lansing

THE ASSOCIATED STUDENTS OF MICHIGAN STATE UNIVERSITY ENACT:

- WHEREAS, In East Lansing, Michigan, there is estimated population of 48,844, including a 12.68% non-U.S. citizen population (Appendix 1); and,
- WHEREAS, Non-citizens include legal permanent residents (green card holders), international students, temporary workers, and others; and,
- WHEREAS, Michigan State University has total of 7,266 international students on campus (Appendix 2); and,
- WHEREAS, The average residency for international students is 4-5 years; and,
- WHEREAS, Certain policies will affect non-citizens' living standard in East Lansing and may cause them to leave the area; and,
- WHEREAS, Eleven local governments around the country allow non-citizens to vote in their local elections, including ten in Maryland and one in California; and,
- WHEREAS, Current Michigan statute forbids non-citizens from voting in municipal elections, be it
- RESOLVED, The Associated Students of Michigan State University will advocate for the state of Michigan to allow for municipalities to allow non-citizens to vote in local elections, and be it further
- RESOLVED, ASMSU will work with the government of East Lansing to promote the voice and views of non-citizens in East Lansing, and be it further
- RESOLVED, ASMSU will advocate that East Lansing opens up local elections to non-citizens when the necessary changes are made in the state's election law.

INTRODUCED ON _____ November 29, 2018 _____

REFERRED TO Policy COMMITTEE ON _____ 11/29/2018 _____

COMMITTEE ACTION	<u>X</u>		Voice - Majority	<u>11/29/2018</u>
	PASSED	FAILED	VOTE	DATE

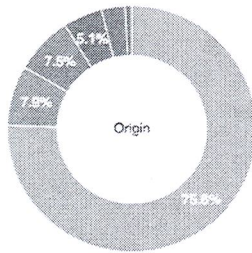
FINAL ACTION TAKEN	<u>X</u>		voice majority	<u>12/6/18</u>
	PASSED	FAILED	VOTE	DATE

PRESIDENT PRO TEMPORE

VPIA

Appendix 1

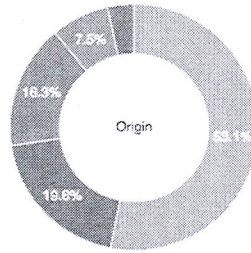
Origin of Non Citizens



■ Europe ■ Asia ■ Africa ■ Oceania
 ■ Latin America ■ North America

Non citizens include legal permanent residents (green card holders), international students, temporary workers, humanitarian migrants, and illegal immigrants.

Origin of Naturalized Citizens



■ Europe ■ Asia ■ Africa ■ Oceania
 ■ Latin America ■ North America

60.41% Born in Michigan
 83.92% Native Born
 16.08% Foreign Born
 12.68% Non Citizen

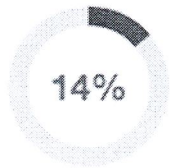
Place of Birth

83.92% of East Lansing MI residents were born in the United States, with 60.41% having been born in Michigan. 12.68% of residents are not US citizens. Of those not born in the United States, the largest percentage are from Asia.

Link: <http://worldpopulationreview.com/us-cities/east-lansing-mi-population/>

Appendix 2

Michigan State University reports having a total of 7,266 international students on campus, 5,013 of whom are undergraduates. This is out of a total of 50,340 students, 39,090 of whom are undergraduates.



Michigan State suggests that international students make up about 14.4% of the student body.

Link: <https://www.collegefactual.com/colleges/michigan-state-university/student-life/international/>